





(2,54 mm) .100"

MTSW, HMTSW SERIES

MTSW-118-08-G-D-200-RA



MTSW-125-24-L-T-225



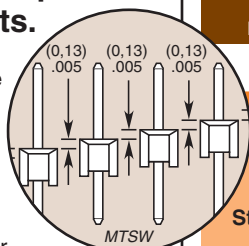
MODIFIED .025" SQ POST HEADERS

Mates with:

SSW, SSQ, ESW, ESQ,
BCS, BSW, IDSS, IDSD,
CES, SLW, HLE, SSM,
SMSD, SMSS

Modified .025" strips permit custom post heights.

Samtec offers the greatest stacking flexibility in the industry. The "M" stands for Modified. You tell us the post height you need and we'll deliver it.



SPECIFICATIONS

For complete specifications see www.samtec.com?MTSW

MTSW

Insulator Material:

Black Glass Filled Polyester

Terminal Material:

Phosphor Bronze

Plating:

Au or Sn over 50µ" (1,27 µm) Ni

Current Rating:

3A per contact continuous

Operating Temp Range:

-55°C to +125°C with Gold

-55°C to +105°C with Tin

RoHS Compliant:

Yes

Lead-Free Solderable:

Wave Only



SPECIFICATIONS

For complete specifications see www.samtec.com?HMTSW

HMTSW

Same as MTSW except:

Insulator Material:

Natural Liquid Crystal Polymer

Lead-Free Solderable:

Yes



Note:

These Series are non-standard, non-returnable.

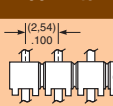
TYPE STRIP

MTSW
= Modified Strip

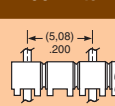
HMTSW
= Hi-Temp Modified Strip

PIN PITCH

-1
= (2,54 mm)
.100" Pitch



-2
= (5,08 mm)
.200" Pitch

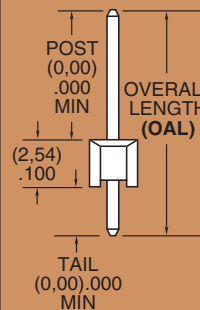


NO. PINS PER ROW

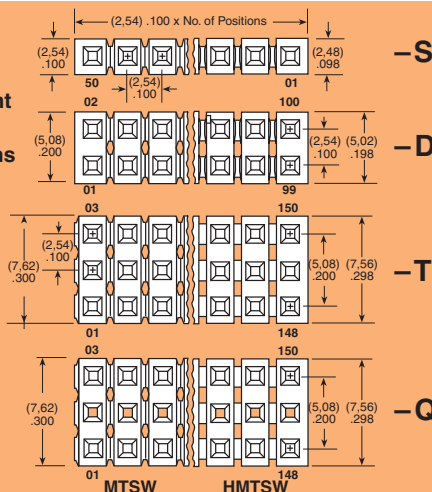
LEAD STYLE

SPECIFY "LEAD STYLE" FROM CHART

LEAD STYLE	OAL
-06	(7,62) .300
-07	(10,92) .430
-08	(13,46) .530
-09	(18,54) .730
-10	(21,08) .830
-11	(23,62) .930
-12	(26,16) 1.030
-13	(31,24) 1.230
-21	(36,32) 1.430
-22	(16,00) .630
-23	(11,30) .445
-24	(12,19) .480
-27	(33,78) 1.330
-28	(28,70) 1.130



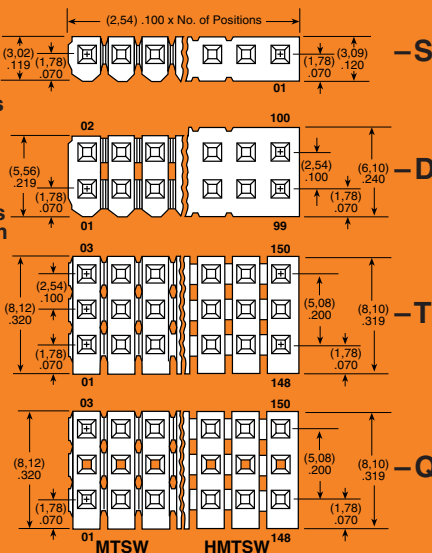
Straight Pin Versions



01 thru 50
= (2,54 mm)
.100" Center Version

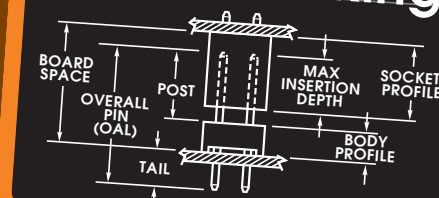
Right Angle Versions

HMTSW -S & -D
= 36 positions maximum



02 thru 25
= (5,08 mm)
.200" Center Version

Board Stacking



Due to technical progress, all designs, specifications and components are subject to change without notice.

WWW.SAMTEC.COM

SAMTEC USA • Tel: 1-800-SAMTEC-9 or 812-944-6733 SAMTEC NORTHERN CALIFORNIA • Tel: 408-395-5900 SAMTEC SOUTHERN CALIFORNIA • Tel: 1-800-726-8329
SAMTEC AMERICA LATINA COMERCIO EXTERIOR LTDA • Tel: (+55 31) 3786 3227 SAMTEC UNITED KINGDOM • Tel: 44 01236 739292 SAMTEC GERMANY • Tel: +49 (0) 89 / 89460-0
SAMTEC FRANCE • Tel: 33 01 60 95 06 60 SAMTEC ITALY • Tel: 39 039 6890337 SAMTEC NORDIC/BALTIC • Tel: +46-84477280 SAMTEC BENELUX • Tel: 44 01236 739292
SAMTEC ISRAEL • Tel: 972-3-7526600 SAMTEC INDIA • Tel: +91-80-3272 1612 SAMTEC ASIA PACIFIC • Tel: 65 6745-5955 SAMTEC JAPAN • Tel: 045-475-1385 SAMTEC CHINA • Tel: 86-21-6083 3766
SAMTEC TAIWAN • Tel: 886-2-2735-6109 SAMTEC HONG KONG • Tel: 852-26904858 SAMTEC KOREA • Tel: 82-31-717-5685 SAMTEC ANZ • Tel: 613 9580 0683

MTSW-126-09-L-S-430-RA

MTSW-203-11-T-T-740

MTSW-110-27-G-D-990

MTSW-112-12-G-Q-730-RA

MTSW-125-07-T-S-100

PLATING OPTION

-F

= Gold flash on post, Matte Tin on tail

-L

= 10µ" (0,25 µm) Gold on post,
Matte Tin on tail

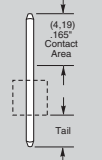
-G

= 10µ" (0,25 µm) Gold on post,
Gold flash on balance

-T

= Matte Tin

Note: Other Gold plating options available.
Contact Samtec.



ROW OPTION

-S

= Single

-D

= Double

-T

= Triple

-Q

= Double Row
.200" (5,08 mm)
row space

POST HEIGHT

OTHER OPTION

POLARIZED OPTION

-“XXX”

= Polarized
(Specify ‘XXX’ as
position number)

-RA or **-RE** = Right Angle

-LL

= Locking Lead
(N/A with -RE,
N/A in single row 1 or 2
positions. Available on
tails from (2,29 mm) .090"
to (10,16 mm) .400" only)



Two leads per strip
crimped in opposite
directions on or near
centerline. See TSW
for availability.

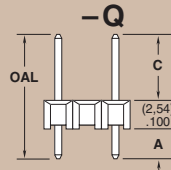
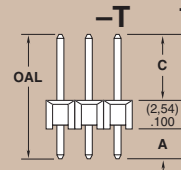
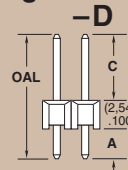
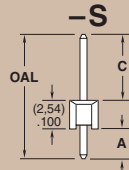
-LA = -RA Option with -LL Option
(Maximum “C” = (13,46 mm) .530)

-“XXXX” = “C” Dimension (Specify post height in INCHES - .005" (0,13 mm) increments)

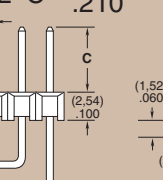
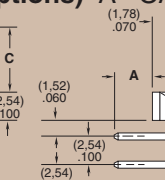
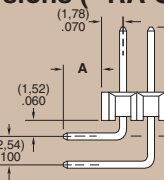
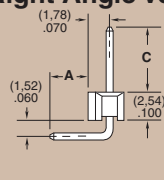
FOR A = (2,29) .090				
LEAD STYLE	OAL	C MAXIMUM STRAIGHT	C MAXIMUM w/RA	C MAXIMUM w/RE
-06	(7,62) .300	(2,79) .110	N/A	N/A
-07	(10,92) .430	(6,10) .240	(3,30) .130	N/A
-08	(13,46) .530	(8,64) .340	(5,84) .230	(3,30) .130
-09	(18,54) .730	(13,72) .540	(10,92) .430	(8,38) .330
-10	(21,08) .830	(16,26) .640	(13,46) .530	(10,92) .430
-11	(23,62) .930	(18,80) .740	(16,00) .630	(13,46) .530
-12	(26,16) 1.030	(21,34) .840	(18,54) .730	(16,00) .630
* -13	(31,24) 1.230	(26,42) 1.040	(23,62) .930	(21,08) .830
* -21	(36,32) 1.430	(31,50) 1.240	(28,70) 1.130	(26,16) 1.030
-22	(16,00) .630	(11,18) .440	(8,38) .330	(5,84) .230
* -23	(11,30) .445	(6,48) .255	(3,68) .145	N/A
* -24	(12,19) .480	(7,37) .290	(4,57) .180	N/A
* -27	(33,78) 1.330	(28,96) 1.140	(26,16) 1.030	(23,62) .930
* -28	(28,70) 1.130	(23,88) .940	(21,08) .830	(18,54) .730

* Styles -21, -23, -24, -27 not available with -D Right Angle
Styles -13, -21, -23, -24, -27, -28 not available with -T or -Q Right Angle

Straight Pin Versions A=OAL-C-^(2,54).100

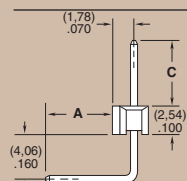


Right Angle Versions (-RA Options) A=OAL-C-^(5,33).210



Styles -21, -23, -24, -27 N/A with -D
Styles -13, -21, -23, -24, -27, -28 N/A with -T or -Q

Right Angle Versions (-RE Options) Single Row Only
A=OAL-C-^(7,87).310



Due to technical progress, all designs, specifications and components are subject to change without notice.

WWW.SAMTEC.COM

SAMTEC USA • Tel: 1-800-SAMTEC-9 or 812-944-6733 SAMTEC NORTHERN CALIFORNIA • Tel: 408-395-5900 SAMTEC SOUTHERN CALIFORNIA • Tel: 1-800-726-8329
SAMTEC AMERICA LATINA COMERCIO EXTERIOR LTDA • Tel: (+55 31) 3786 3227 SAMTEC UNITED KINGDOM • Tel: 44 01236 739292 SAMTEC GERMANY • Tel: +49 (0) 89 / 89460-0
SAMTEC FRANCE • Tel: 33 01 60 95 06 60 SAMTEC ITALY • Tel: 39 039 6890337 SAMTEC NORDIC/BALTIC • Tel: +46-84477280 SAMTEC BENELUX • Tel: 44 01236 739292
SAMTEC ISRAEL • Tel: 972-3-7526600 SAMTEC INDIA • Tel: +91-80-3272 1612 SAMTEC ASIA PACIFIC • Tel: 65 6745-5955 SAMTEC JAPAN • Tel: 045-475-1385 SAMTEC CHINA • Tel: 86-21-6083 3766
SAMTEC TAIWAN • Tel: 886-2-2735-6109 SAMTEC HONG KONG • Tel: 852-26904858 SAMTEC KOREA • Tel: 82-31-717-5685 SAMTEC ANZ • Tel: 613 9580 0683