

PHE426

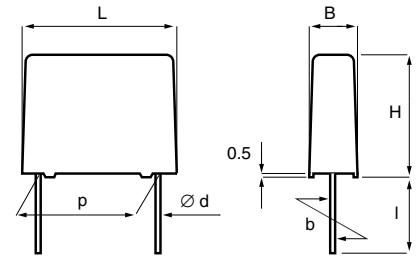
- Single metallized film pulse capacitor, polypropylene dielectric
- According to IEC 60384-16, grade 1.1

TYPICAL APPLICATIONS

Pulse operation in SMPS, TV, monitor, electrical ballast and other high frequency applications demanding stable operation.

CONSTRUCTION

Polypropylene film capacitor with vacuum evaporated aluminum electrodes. Radial leads of tinned wire are electrically welded to the contact metal layer on the ends of the capacitor winding. Encapsulation in self-extinguishing material meeting the requirements of UL 94V-0.

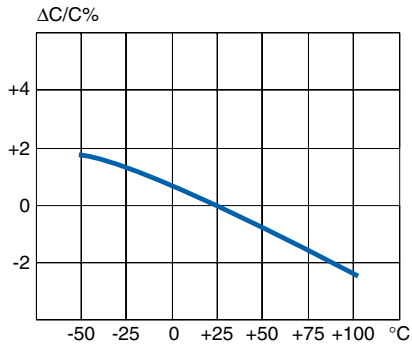


TECHNICAL DATA

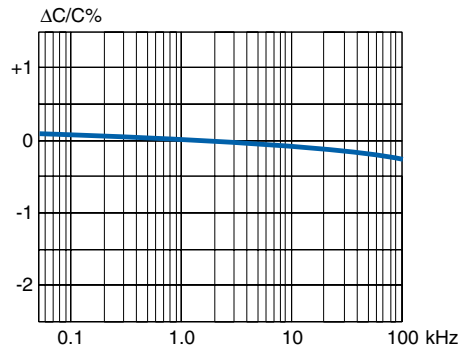
	100	250	300	400	630	1000
Rated voltage U_R, VDC	100	250	300	400	630	1000
Rated voltage U_R, VAC	63	160	160	220	250	250
Capacitance range, μF	0.001 -0.15	0.001 -20	0.033 -12	0.001 -6.8	0.001 -3.9	0.0033 -1.5
Capacitance values	In accordance with IEC E12 series					
Capacitance tolerance	$\pm 5\%$, other tolerances on request					
Category temperature range	-55 ... +105°C					
Rated temperature	+85°C					
Voltage derating	The rated voltage is decreased with 1.3%/°C between +85°C and +105°C.					
Climatic category	IEC 60068-1, 55/105/56/B					
Passive flammability	Category B according to IEC 60065					
Maximum pulse steepness:	dU/dt according to article table For peak to peak voltages lower than rated voltage ($U_{PP} < U_R$), the specified dU/dt can be multiplied by the factor U_R/U_{PP} .					
Temperature coefficient	-200 (+50, -100) ppm/°C (at 1 kHz)					
Self-inductance	Approximately 6 nH/cm for the total length of capacitor winding and the leads.					
Dissipation factor $\tan\delta$	Maximum values at +23°C					
	C ≤ 0.1 μF		0.1 μF < C ≤ 1.0 μF		C > 1.0 μF	
1 kHz	0.05%		0.05%		0.10%	
10 kHz	-		0.10%		-	
100 kHz	0.25%		-		-	
Insulation resistance	Measured at +23°C, 100 VDC 60 s for $U_R < 500$ VDC and at 500 VDC for $U_R \geq 500$ VDC					
	Between terminals: C ≤ 0.33 μF : $\geq 100\,000\ \text{M}\Omega$ C > 0.33 μF : $\geq 30\,000\ \text{s}$ Between terminals and case: $\geq 100\,000\ \text{M}\Omega$.					

p	d	std l	max l	b
5.0 ± 0.4	0.5	5 ⁻¹	30	± 0.4
7.5 ± 0.4	0.6	5 ⁻¹	30	± 0.4
10.0 ± 0.4	0.6	5 ⁻¹	30	± 0.4
15.0 ± 0.4	0.8	6 ⁻¹	30	± 0.4
22.5 ± 0.4	0.8	6 ⁻¹	30	± 0.4
27.5 ± 0.4	0.8	6 ⁻¹	30	± 0.4
37.5 ± 0.5	1.0	6 ⁻¹	30	± 0.7

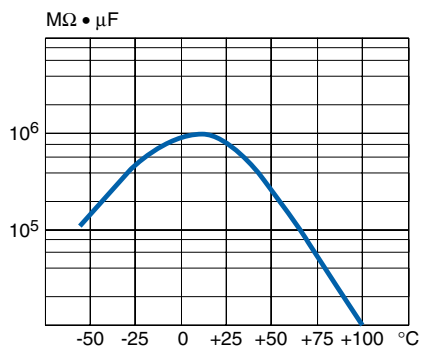
TYPICAL DATA



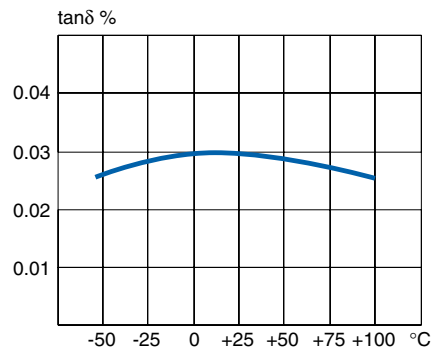
Capacitance vs. temperature (at 1 kHz)



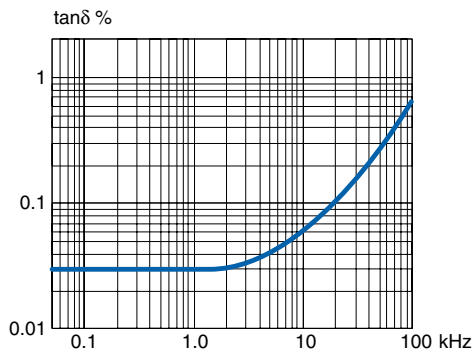
Capacitance vs. frequency (at +23°C)



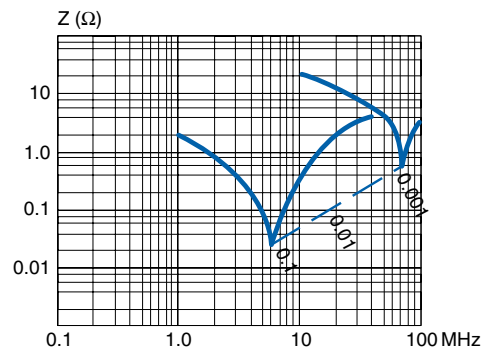
Insulation resistance vs. temperature



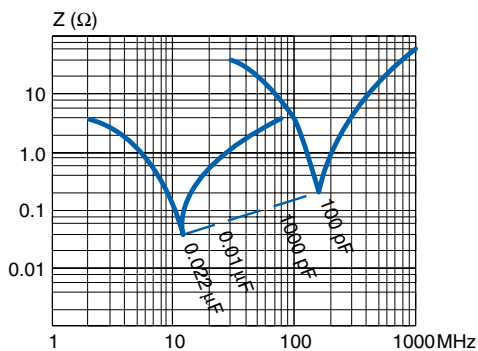
Dissipation factor vs. temperature (at 1 kHz)



Dissipation factor vs. frequency (at +23°C)

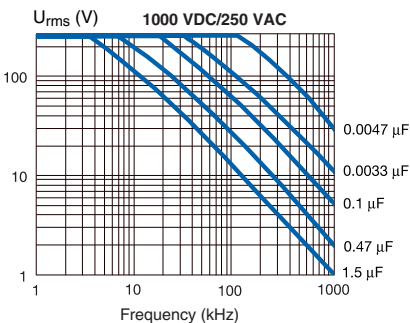
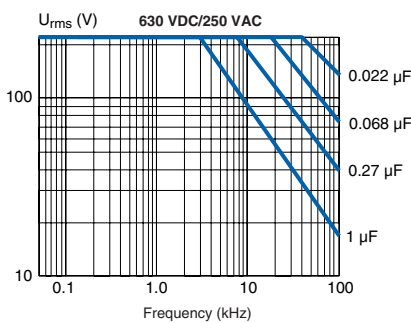
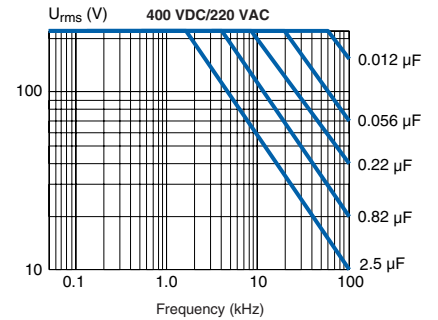
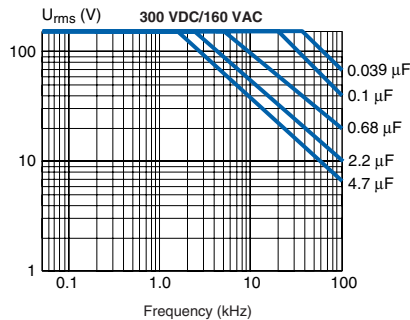
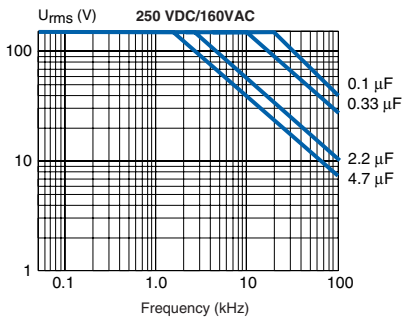


Resonance frequencies PHE 426 Lead spacing 5 mm



Resonance frequencies PHE 426 Lead spacing 7.5 to 37.5 mm

DERATING OF U_{RMS} VS FREQUENCY, +85°C AMBIENT TEMPERATURE AND 10°C INTERNAL HEATING, TYPICAL VALUES



More simulation possibilities in PCCAD software package. See page 204.

ENVIRONMENTAL TEST DATA

Damp heat test Test conditions: $T = +40^{\circ}\text{C}$, $\text{RH} = 93\%$, $t = 56$ days.
 Test criteria: $\Delta C/C \leq \pm 1\%$,
 $\Delta \tan\delta \leq 0.001$ (1kHz),
 I_R after test $\geq 0.5 \times I_{R \text{ min}}$.

Endurance test Test conditions: $T = +85^{\circ}\text{C}$, $U = 1.25 \times U_R$,
 $t = 2000$ h.
 Test criteria: $\Delta C/C \leq \pm 1\%$,
 $\Delta \tan\delta \leq 0.002$ (10 kHz), for $C_R \leq 1 \mu\text{F}$
 $\Delta \tan\delta \leq 0.002$ (1 kHz), for $C_R > 1 \mu\text{F}$
 I_R after test $\geq 0.5 \times I_{R \text{ min}}$.

Capacitance drift Max. 1.5% after a 2 year storage period at a temperature of $+10 \dots +40^{\circ}\text{C}$ and a relative humidity of 40...60%.

ORDERING INFORMATION

The article code for the standard part is given in the article table. For other options, see page 21.

PACKING

The box dimensions for bulk packaging are 245 x 145 x 80 mm. Quantity/package as in article table, based on standard lead length. Reels with taped capacitors are packed 10 in a box with the dimensions 370 x 370 x 560 mm. Quantity per reel as in article table. The standard quantity/reel is for 360 mm reel. If 500 mm reel is required, it must be specified when ordering and the quantity is 2 x the given quantity.

MARKING

- RIFA
- Article code
- Rated capacitance according to IEC 60062
- Capacitance tolerance code
- Rated voltage
- Manufacturing code (year, month)

ARTICLE TABLE

Capacitance µF	Max dimensions in mm				Quantity per package				Weight g	Max dU/dt V/µs	Rthha °C/W 85 °C 0.2 m/s	Article code
	B	H	L	p	Bulk	Tray	Reel	Ammo				
100 VDC/63 VAC												
LEAD SPACING 5 MM												
0.0010	2.5	6.5	7.2	5.0	2000		2500	3000	0.2	100	230	PHE426DJ4100JR05
0.0012	2.5	6.5	7.2	5.0	2000		2500	3000	0.2	100	230	PHE426DJ4120JR05
0.0015	2.5	6.5	7.2	5.0	2000		2500	3000	0.2	100	230	PHE426DJ4150JR05
0.0018	2.5	6.5	7.2	5.0	2000		2500	3000	0.2	100	230	PHE426DJ4180JR05
0.0022	2.5	6.5	7.2	5.0	2000		2500	3000	0.2	100	230	PHE426DJ4220JR05
0.0027	2.5	6.5	7.2	5.0	2000		2500	3000	0.2	100	230	PHE426DJ4270JR05
0.0033	2.5	6.5	7.2	5.0	2000		2500	3000	0.2	100	230	PHE426DJ4330JR05
0.0039	2.5	6.5	7.2	5.0	2000		2500	3000	0.2	100	230	PHE426DJ4390JR05
0.0047	2.5	6.5	7.2	5.0	2000		2500	3000	0.2	100	230	PHE426DJ4470JR05
0.0056	2.5	6.5	7.2	5.0	2000		2500	3000	0.2	100	230	PHE426DJ4560JR05
0.0068	2.5	6.5	7.2	5.0	2000		2500	3000	0.2	100	230	PHE426DJ4680JR05
0.0082	2.5	6.5	7.2	5.0	2000		2500	3000	0.2	100	230	PHE426DJ4820JR05
0.010	2.5	6.5	7.2	5.0	2000		2500	3000	0.2	100	230	PHE426DJ5100JR05
0.012	2.5	6.5	7.2	5.0	2000		2500	3000	0.2	100	230	PHE426DJ5120JR05
0.015	2.5	6.5	7.2	5.0	2000		2500	3000	0.2	100	230	PHE426DJ5150JR05
0.018	3.5	8.0	7.2	5.0	2000		2000	2000	0.3	100	230	PHE426DJ5180JR05
0.022	3.5	8.0	7.2	5.0	2000		2000	2000	0.3	100	230	PHE426DJ5220JR05
0.027	3.5	8.0	7.2	5.0	2000		2000	2000	0.3	100	230	PHE426DJ5270JR05
0.033	3.5	8.0	7.2	5.0	2000		2000	2000	0.3	100	230	PHE426DJ5330JR05
0.039	3.5	8.0	7.2	5.0	2000		2000	2000	0.3	100	230	PHE426DJ5390JR05
0.047	3.5	8.0	7.2	5.0	2000		2000	2000	0.3	100	230	PHE426DJ5470JR05
0.056	4.5	9.0	7.2	5.0	1000		1500	1700	0.4	100	230	PHE426DJ5560JR05
0.068	4.5	9.0	7.2	5.0	1000		1500	1700	0.4	100	230	PHE426DJ5680JR05
0.082	5.0	10.0	7.2	5.0	1000		1300	1500	0.5	100	230	PHE426DJ5820JR05
0.10	6.0	11.0	7.2	5.0	1000		1000	1200	0.6	100	230	PHE426DJ6100JR05
0.12	6.0	11.0	7.2	5.0	1000		1000	1200	0.6	100	230	PHE426DJ6120JR05
0.15	7.2	13.0	7.2	5.0	1000		800		0.9	100	230	PHE426DJ6150JR05
250 VDC/160 VAC												
LEAD SPACING 5 MM												
0.0010	2.5	6.5	7.2	5.0	2000		2500	3000	0.2	40	230	PHE426HJ4100JR05
0.0012	2.5	6.5	7.2	5.0	2000		2500	3000	0.2	40	230	PHE426HJ4120JR05
0.0015	2.5	6.5	7.2	5.0	2000		2500	3000	0.2	40	230	PHE426HJ4150JR05
0.0018	2.5	6.5	7.2	5.0	2000		2500	3000	0.2	40	230	PHE426HJ4180JR05
0.0022	2.5	6.5	7.2	5.0	2000		2500	3000	0.2	40	230	PHE426HJ4220JR05
0.0027	2.5	6.5	7.2	5.0	2000		2500	3000	0.2	40	230	PHE426HJ4270JR05
0.0033	2.5	6.5	7.2	5.0	2000		2500	3000	0.2	40	230	PHE426HJ4330JR05
0.0039	2.5	6.5	7.2	5.0	2000		2500	3000	0.2	40	230	PHE426HJ4390JR05
0.0047	2.5	6.5	7.2	5.0	2000		2500	3000	0.2	40	230	PHE426HJ4470JR05
0.0056	2.5	6.5	7.2	5.0	2000		2500	3000	0.2	40	230	PHE426HJ4560JR05
0.0068	2.5	6.5	7.2	5.0	2000		2500	3000	0.2	40	230	PHE426HJ4680JR05
0.0082	2.5	6.5	7.2	5.0	2000		2500	3000	0.2	40	230	PHE426HJ4820JR05
0.010	2.5	6.5	7.2	5.0	2000		2500	3000	0.2	40	230	PHE426HJ5100JR05
0.012	2.5	6.5	7.2	5.0	2000		2500	3000	0.2	40	230	PHE426HJ5120JR05
0.015	2.5	6.5	7.2	5.0	2000		2500	3000	0.2	40	230	PHE426HJ5150JR05
0.018	3.5	8.0	7.2	5.0	2000		2000	2000	0.3	40	230	PHE426HJ5180JR05
0.022	3.5	8.0	7.2	5.0	2000		2000	2000	0.3	40	230	PHE426HJ5220JR05
0.027	3.5	8.0	7.2	5.0	2000		2000	2000	0.3	40	230	PHE426HJ5270JR05
0.033	3.5	8.0	7.2	5.0	2000		2000	2000	0.3	40	230	PHE426HJ5330JR05
0.039	3.5	8.0	7.2	5.0	2000		2000	2000	0.3	40	230	PHE426HJ5390JR05
0.047	3.5	8.0	7.2	5.0	2000		2000	2000	0.3	40	230	PHE426HJ5470JR05
0.056	4.5	9.0	7.2	5.0	1000		1500	1700	0.4	40	230	PHE426HJ5560JR05
0.068	4.5	9.0	7.2	5.0	1000		1500	1700	0.4	40	230	PHE426HJ5680JR05
0.082	5.0	10.0	7.2	5.0	1000		1300	1500	0.5	40	230	PHE426HJ5820JR05
0.10	6.0	11.0	7.2	5.0	1000		1000	1200	0.6	40	230	PHE426HJ6100JR05
0.12	6.0	11.0	7.2	5.0	1000		1000	1200	0.6	40	230	PHE426HJ6120JR05
0.15	7.2	13.0	7.2	5.0	1000		800		0.9	40	230	PHE426HJ6150JR05

ARTICLE TABLE

Capacitance μF	Max dimensions in mm				Quantity per package				Weight g	Max dU/dt V/ μs	Rthha °C/W 85 °C 0.2 m/s	Article code
	B	H	L	p	Bulk	Tray	Reel	Ammo				
250 VDC/160 VAC												
LEAD SPACING 7.5 MM												
0.0010	4.0	8.0	10.0	7.5	1000		1700	1900	0.5	180	160	PHE426HK4100JR05
0.0012	4.0	8.0	10.0	7.5	1000		1700	1900	0.5	180	160	PHE426HK4120JR05
0.0015	4.0	8.0	10.0	7.5	1000		1700	1900	0.5	180	160	PHE426HK4150JR05
0.0018	4.0	8.0	10.0	7.5	1000		1700	1900	0.5	180	160	PHE426HK4180JR05
0.0022	4.0	8.0	10.0	7.5	1000		1700	1900	0.5	180	160	PHE426HK4220JR05
0.0027	4.0	8.0	10.0	7.5	1000		1700	1900	0.5	180	160	PHE426HK4270JR05
0.0033	4.0	8.0	10.0	7.5	1000		1700	1900	0.5	180	160	PHE426HK4330JR05
0.0039	4.0	8.0	10.0	7.5	1000		1700	1900	0.5	180	160	PHE426HK4390JR05
0.0047	4.0	8.0	10.0	7.5	1000		1700	1900	0.5	180	160	PHE426HK4470JR05
0.0056	4.0	8.0	10.0	7.5	1000		1700	1900	0.5	180	160	PHE426HK4560JR05
0.0068	4.0	8.0	10.0	7.5	1000		1700	1900	0.5	180	160	PHE426HK4680JR05
0.0082	4.0	8.0	10.0	7.5	1000		1700	1900	0.5	180	160	PHE426HK4820JR05
0.010	4.0	8.0	10.0	7.5	1000		1700	1900	0.5	180	160	PHE426HK5100JR05
0.012	4.0	8.0	10.0	7.5	1000		1700	1900	0.5	180	160	PHE426HK5120JR05
0.015	4.0	8.0	10.0	7.5	1000		1700	1900	0.5	180	160	PHE426HK5150JR05
0.018	4.0	8.0	10.0	7.5	1000		1700	1900	0.5	180	160	PHE426HK5180JR05
0.022	4.0	8.0	10.0	7.5	1000		1700	1900	0.5	180	160	PHE426HK5220JR05
0.027	4.0	8.0	10.0	7.5	1000		1700	1900	0.5	180	160	PHE426HK5270JR05
0.033	4.0	8.0	10.0	7.5	1000		1700	1900	0.5	180	160	PHE426HK5330JR05
0.039	4.0	8.0	10.0	7.5	1000		1700	1900	0.5	180	160	PHE426HK5390JR05
0.047	4.0	8.0	10.0	7.5	1000		1700	1900	0.5	180	160	PHE426HK5470JR05
0.056	4.0	8.0	10.0	7.5	1000		1700	1900	0.5	180	160	PHE426HK5560JR05
0.068	5.0	11.0	10.0	7.5	1000		1300	1500	0.8	180	160	PHE426HK5680JR05
0.082	5.0	11.0	10.0	7.5	1000		1300	1500	0.8	180	160	PHE426HK5820JR05
0.10	5.0	11.0	10.0	7.5	1000		1300	1500	0.8	180	160	PHE426HK6100JR05
0.12	6.0	12.0	10.5	7.5	1000		1000	1200	1.0	180	160	PHE426HK6120JR05
0.15	6.0	12.0	10.5	7.5	1000		1000	1200	1.0	180	160	PHE426HK6150JR05
LEAD SPACING 10 MM												
0.068	4.0	9.0	13.0	10.0	1000		900		0.6	160	135	PHE426HA5680JR05
0.082	4.0	9.0	13.0	10.0	1000		900		0.6	160	135	PHE426HA5820JR05
0.10	4.5	10.5	13.0	10.0	1000		800		0.9	160	120	PHE426HA6100JR05
0.12	4.5	10.5	13.0	10.0	1000		800		0.9	160	120	PHE426HA6120JR05
0.15	5.0	11.0	13.0	10.0	800		700		1.0	160	113	PHE426HA6150JR05
0.18	5.0	11.0	13.0	10.0	800		700		1.0	160	113	PHE426HA6180JR05
0.22	6.0	12.0	13.0	10.0	600		500		1.3	160	105	PHE426HA6220JR05
LEAD SPACING 15 MM												
0.18	5.5	10.5	18.0	15.0	1000		600		1.5	120	99	PHE426HB6180JR06
0.22	5.5	10.5	18.0	15.0	1000		600		1.5	120	99	PHE426HB6220JR06
0.27	5.5	12.5	18.0	15.0	1000		600		1.7	120	85	PHE426HB6270JR06
0.33	6.0	12.0	18.0	15.0	1000		500		1.8	120	83	PHE426HB6330JR06
0.39	6.5	12.5	18.0	15.0	1000		500		2.0	120	82	PHE426HB6390JR06
0.47	7.5	14.5	18.0	15.0	800		400		2.7	120	74	PHE426HB6470JR06
0.56	7.5	14.5	18.0	15.0	800		400		2.7	120	74	PHE426HB6560JR06
0.68	8.0	15.0	18.0	15.0	600		400		3.0	120	71	PHE426HB6680JR06
0.82	8.5	16.0	18.0	15.0	600		400		3.4	120	64	PHE426HB6820JR06
1.0	9.5	17.5	18.0	15.0	500		350		4.2	120	60	PHE426HB7100JR06
LEAD SPACING 22.5 MM												
0.68	6.5	14.5	26.0	22.5		234			3.2	80	58	PHE426HD6680JR06L2
0.82	7.0	16.5	26.0	22.5		216			3.9	80	53	PHE426HD6820JR06L2
1.0	7.0	16.5	26.0	22.5		216			3.9	80	53	PHE426HD7100JR06L2
1.2	8.0	16.0	26.0	22.5		186			4.3	80	53	PHE426HD7120JR06L2
1.5	9.0	18.5	26.0	22.5		168			5.6	80	48	PHE426HD7150JR06L2
1.8	10.5	19.0	26.0	22.5		264			6.7	80	45	PHE426HD7180JR06L2
2.2	11.0	21.5	26.0	22.5		253			8.0	80	40	PHE426HD7220JR06L2
2.7	13.5	23.0	26.0	22.5		209			8.2	80	40	PHE426HD7270JR06L2
3.3	13.5	23.0	26.0	22.5		209			8.2	80	40	PHE426HD7330JR06L2
3.9	15.5	24.5	26.0	22.5		176			10.0	80	40	PHE426HD7390JR06L2
4.7	15.5	24.5	26.0	22.5		176			10.0	80	40	PHE426HD7470JR06L2

ARTICLE TABLE

Capacitance μF	Max dimensions in mm				Quantity per package				Weight g	Max dU/dt V/ μs	Rthha °C/W 85 °C 0.2 m/s	Article code
	B	H	L	p	Bulk	Tray	Reel	Ammo				
250 VDC/160 VAC												
LEAD SPACING 27.5 MM												
2.2	10.5	20.5	31.5	27.5			216		8.8	50	37	PHE426HF7220JR06L2
2.7	10.5	20.5	31.5	27.5			216		8.8	50	37	PHE426HF7270JR06L2
3.3	11.5	22.5	31.5	27.5			198		10.6	50	34	PHE426HF7330JR06L2
3.9	13.5	23.0	31.5	27.5			171		12.7	50	33	PHE426HF7390JR06L2
4.7	13.5	23.0	31.5	27.5			171		12.7	50	32	PHE426HF7470JR06L2
5.6	17.5	28.0	31.5	27.5			126		19.7	50	28	PHE426HF7560JR06L2
6.8	17.5	28.0	31.5	27.5			126		19.7	50	28	PHE426HF7680JR06L2
8.2	19.0	29.0	31.5	27.5			117		22.1	50	26	PHE426HF7820JR06L2
10.0	21.0	30.0	31.5	27.5			108		25.3	50	26	PHE426HF8100JR06L2
LEAD SPACING 37.5 MM												
4.7	13.0	24.0	41.0	37.5			140		16.6	30	27	PHE426HR7470JR06L2
5.6	13.0	24.0	41.0	37.5			140		16.6	30	27	PHE426HR7560JR06L2
6.8	15.0	26.0	41.0	37.5			119		20.8	30	25	PHE426HR7680JR06L2
8.2	16.5	32.0	41.0	37.5			105		28.1	30	21	PHE426HR7820JR06L2
10.0	16.5	32.0	41.0	37.5			105		28.1	30	21	PHE426HR8100JR06L2
12.0	19.0	36.0	41.0	37.5			91		36.5	30	19	PHE426HR8120JR06L2
15.0	19.0	36.0	41.0	37.5			91		36.5	30	19	PHE426HR8150JR06L2
18.0	21.0	38.0	41.0	37.5			84		42.5	30	17	PHE426HR8180JR06L2
20.0	21.0	38.0	41.0	37.5			84		42.5	30	17	PHE426HR8200JR06L2
300 VDC/160 VAC												
LEAD SPACING 10 MM												
0.033	4.0	9.0	13.0	10.0	1000		900		0.6	200	135	PHE426JA5330JR05
0.039	4.0	9.0	13.0	10.0	1000		900		0.6	200	135	PHE426JA5390JR05
0.047	4.0	9.0	13.0	10.0	1000		900		0.6	200	135	PHE426JA5470JR05
0.056	4.0	9.0	13.0	10.0	1000		900		0.6	200	135	PHE426JA5560JR05
0.068	4.5	10.5	13.0	10.0	1000		800		0.9	200	120	PHE426JA5680JR05
0.082	4.5	10.5	13.0	10.0	1000		800		0.9	200	120	PHE426JA5820JR05
0.10	5.0	11.0	13.0	10.0	800		700		1.0	200	113	PHE426JA6100JR05
0.12	5.0	11.0	13.0	10.0	800		700		1.0	200	113	PHE426JA6120JR05
0.15	6.0	12.0	13.0	10.0	600		500		1.3	200	105	PHE426JA6150JR05
LEAD SPACING 15 MM												
0.10	5.5	10.5	18.0	15.0	1000		600		1.5	150	99	PHE426JB6100JR06
0.12	5.5	10.5	18.0	15.0	1000		600		1.5	150	99	PHE426JB6120JR06
0.15	5.5	10.5	18.0	15.0	1000		600		1.5	150	99	PHE426JB6150JR06
0.18	5.5	12.5	18.0	15.0	1000		600		1.7	150	85	PHE426JB6180JR06
0.22	6.0	12.0	18.0	15.0	1000		500		1.8	150	83	PHE426JB6220JR06
0.27	6.5	12.5	18.0	15.0	1000		500		2.0	150	82	PHE426JB6270JR06
0.33	7.5	14.5	18.0	15.0	800		400		2.7	150	74	PHE426JB6330JR06
0.39	7.5	14.5	18.0	15.0	800		400		2.7	150	74	PHE426JB6390JR06
0.47	8.0	15.0	18.0	15.0	600		400		3.0	150	71	PHE426JB6470JR06
0.56	8.5	16.0	18.0	15.0	600		400		3.4	150	64	PHE426JB6560JR06
0.68	9.5	17.5	18.0	15.0	500		350		4.2	150	60	PHE426JB6680JR06
LEAD SPACING 22.5 MM												
0.33	6.5	14.5	26.0	22.5	234		234		3.2	100	58	PHE426JD6330JR06L2
0.39	6.5	14.5	26.0	22.5	234		234		3.2	100	58	PHE426JD6390JR06L2
0.47	6.5	14.5	26.0	22.5	234		234		3.2	100	58	PHE426JD6470JR06L2
0.56	6.5	14.5	26.0	22.5	234		234		3.2	100	58	PHE426JD6560JR06L2
0.68	7.0	16.5	26.0	22.5	216		216		3.9	100	53	PHE426JD6680JR06L2
0.82	8.0	16.0	26.0	22.5	186		186		4.3	100	53	PHE426JD6820JR06L2
1.0	9.0	18.5	26.0	22.5	168		168		5.6	100	48	PHE426JD7100JR06L2
1.2	10.5	19.0	26.0	22.5	264		264		6.7	100	45	PHE426JD7120JR06L2
1.5	11.0	21.5	26.0	22.5	253		253		8.0	100	40	PHE426JD7150JR06L2
1.8	13.5	23.0	26.0	22.5	209		209		8.2	100	40	PHE426JD7180JR06L2

ARTICLE TABLE

Capacitance μF	Max dimensions in mm				Quantity per package				Weight g	Max dU/dt V/ μs	Rthha °C/W 85 °C 0.2 m/s	Article code
	B	H	L	p	Bulk	Tray	Reel	Ammo				
300 VDC/160 VAC												
LEAD SPACING 22.5 MM												
2.2	13.5	23.0	26.0	22.5					8.2	100	40	PHE426JD7220JR06L2
2.7	15.5	24.5	26.0	22.5					10.0	100	40	PHE426JD7270JR06L2
LEAD SPACING 27.5 MM												
1.0	10.5	20.5	31.5	27.5					8.8	70	37	PHE426JF7100JR06L2
1.2	10.5	20.5	31.5	27.5					8.8	70	37	PHE426JF7120JR06L2
1.5	10.5	20.5	31.5	27.5					8.8	70	37	PHE426JF7150JR06L2
1.8	10.5	20.5	31.5	27.5					8.8	70	37	PHE426JF7180JR06L2
2.2	11.5	22.5	31.5	27.5					10.6	70	34	PHE426JF7220JR06L2
2.7	13.5	23.0	31.5	27.5					12.7	70	33	PHE426JF7270JR06L2
3.3	14.5	24.5	31.5	27.5					14.5	70	32	PHE426JF7330JR06L2
3.9	17.5	28.0	31.5	27.5					19.7	70	28	PHE426JF7390JR06L2
4.7	17.5	28.0	31.5	27.5					19.7	70	28	PHE426JF7470JR06L2
5.6	19.0	29.0	31.5	27.5					22.1	70	26	PHE426JF7560JR06L2
6.8	21.0	30.0	31.5	27.5					25.3	70	26	PHE426JF7680JR06L2
LEAD SPACING 37.5 MM												
3.3	13.0	24.0	41.0	37.5					16.6	40	27	PHE426JR7330JR06L2
3.9	13.0	24.0	41.0	37.5					16.6	40	27	PHE426JR7390JR06L2
4.7	15.0	26.0	41.0	37.5					20.8	40	25	PHE426JR7470JR06L2
5.6	16.5	32.0	41.0	37.5					28.1	40	21	PHE426JR7560JR06L2
6.8	16.5	32.0	41.0	37.5					28.1	40	21	PHE426JR7680JR06L2
8.2	19.0	36.0	41.0	37.5					36.5	40	19	PHE426JR7820JR06L2
10.0	19.0	36.0	41.0	37.5					36.5	40	19	PHE426JR8100JR06L2
12.0	21.0	38.0	41.0	37.5					42.5	40	17	PHE426JR8120JR06L2
400 VDC/220 VAC												
LEAD SPACING 5 MM												
0.0010	2.5	6.5	7.2	5.0	2000		2500	3000	0.2	30	230	PHE426KJ4100JR05
0.0012	2.5	6.5	7.2	5.0	2000		2500	3000	0.2	30	230	PHE426KJ4120JR05
0.0015	2.5	6.5	7.2	5.0	2000		2500	3000	0.2	30	230	PHE426KJ4150JR05
0.0018	2.5	6.5	7.2	5.0	2000		2500	3000	0.2	30	230	PHE426KJ4180JR05
0.0022	2.5	6.5	7.2	5.0	2000		2500	3000	0.2	30	230	PHE426KJ4220JR05
0.0027	2.5	6.5	7.2	5.0	2000		2500	3000	0.2	30	230	PHE426KJ4270JR05
0.0033	2.5	6.5	7.2	5.0	2000		2500	3000	0.2	30	230	PHE426KJ4330JR05
0.0039	2.5	6.5	7.2	5.0	2000		2500	3000	0.2	30	230	PHE426KJ4390JR05
0.0047	2.5	6.5	7.2	5.0	2000		2500	3000	0.2	30	230	PHE426KJ4470JR05
0.0056	2.5	6.5	7.2	5.0	2000		2500	3000	0.2	30	230	PHE426KJ4560JR05
0.0068	2.5	6.5	7.2	5.0	2000		2500	3000	0.2	30	230	PHE426KJ4680JR05
0.0082	3.5	8.0	7.2	5.0	2000		2000	2000	0.2	30	230	PHE426KJ4820JR05
0.010	3.5	8.0	7.2	5.0	2000		2000	2000	0.3	30	230	PHE426KJ5100JR05
0.012	3.5	8.0	7.2	5.0	2000		2000	2000	0.3	30	230	PHE426KJ5120JR05
0.015	3.5	8.0	7.2	5.0	2000		2000	2000	0.3	30	230	PHE426KJ5150JR05
0.018	3.5	8.0	7.2	5.0	2000		2000	2000	0.3	30	230	PHE426KJ5180JR05
0.022	3.5	8.0	7.2	5.0	2000		2000	2000	0.3	30	230	PHE426KJ5220JR05
0.027	4.5	9.0	7.2	5.0	1000		1500	1700	0.4	30	230	PHE426KJ5270JR05
0.033	4.5	9.0	7.2	5.0	1000		1500	1700	0.4	30	230	PHE426KJ5330JR05
0.039	5.0	10.0	7.2	5.0	1000		1300	1500	0.5	30	230	PHE426KJ5390JR05
0.047	6.0	11.0	7.2	5.0	1000		1000	1200	0.6	30	230	PHE426KJ5470JR05
0.056	6.0	11.0	7.2	5.0	1000		1000	1200	0.6	30	230	PHE426KJ5560JR05
0.068	7.2	13.0	7.2	5.0	1000		800		0.9	30	230	PHE426KJ5680JR05
LEAD SPACING 7.5 MM												
0.0010	4.0	8.0	10.0	7.5	1000		1700	1900	0.5	200	160	PHE426KK4100JR05
0.0012	4.0	8.0	10.0	7.5	1000		1700	1900	0.5	200	160	PHE426KK4120JR05
0.0015	4.0	8.0	10.0	7.5	1000		1700	1900	0.5	200	160	PHE426KK4150JR05
0.0018	4.0	8.0	10.0	7.5	1000		1700	1900	0.5	200	160	PHE426KK4180JR05

ARTICLE TABLE

Capacitance μF	Max dimensions in mm				Quantity per package				Weight g	Max dU/dt $\text{V}/\mu\text{s}$	Rthha °C/W 85 °C 0.2 m/s	Article code
	B	H	L	p	Bulk	Tray	Reel	Ammo				
400 VDC/220 VAC												
LEAD SPACING 7.5 MM												
0.0022	4.0	8.0	10.0	7.5	1000		1700	1900	0.5	200	160	PHE426KK4220JR05
0.0027	4.0	8.0	10.0	7.5	1000		1700	1900	0.5	200	160	PHE426KK4270JR05
0.0033	4.0	8.0	10.0	7.5	1000		1700	1900	0.5	200	160	PHE426KK4330JR05
0.0039	4.0	8.0	10.0	7.5	1000		1700	1900	0.5	200	160	PHE426KK4390JR05
0.0047	4.0	8.0	10.0	7.5	1000		1700	1900	0.5	200	160	PHE426KK4470JR05
0.0056	4.0	8.0	10.0	7.5	1000		1700	1900	0.5	200	160	PHE426KK4560JR05
0.0068	4.0	8.0	10.0	7.5	1000		1700	1900	0.5	200	160	PHE426KK4680JR05
0.0082	4.0	8.0	10.0	7.5	1000		1700	1900	0.5	200	160	PHE426KK4820JR05
0.010	4.0	8.0	10.0	7.5	1000		1700	1900	0.5	200	160	PHE426KK5100JR05
0.012	4.0	8.0	10.0	7.5	1000		1700	1900	0.5	200	160	PHE426KK5120JR05
0.015	4.0	8.0	10.0	7.5	1000		1700	1900	0.5	200	160	PHE426KK5150JR05
0.018	4.0	8.0	10.0	7.5	1000		1700	1900	0.5	200	160	PHE426KK5180JR05
0.022	4.0	8.0	10.0	7.5	1000		1700	1900	0.5	200	160	PHE426KK5220JR05
0.027	4.0	8.0	10.0	7.5	1000		1700	1900	0.5	200	160	PHE426KK5270JR05
0.033	5.0	11.0	10.0	7.5	1000		1300	1500	0.8	200	160	PHE426KK5330JR05
0.039	5.0	11.0	10.0	7.5	1000		1300	1500	0.8	200	160	PHE426KK5390JR05
0.047	5.0	11.0	10.0	7.5	1000		1300	1500	0.8	200	160	PHE426KK5470JR05
0.056	6.0	12.0	10.5	7.5	1000		1000	1200	1.0	200	160	PHE426KK5560JR05
0.068	6.0	12.0	10.5	7.5	1000		1000	1200	1.0	200	160	PHE426KK5680JR05
LEAD SPACING 10 MM												
0.022	4.0	9.0	13.0	10.0	1000		900		0.6	300	135	PHE426KA5220JR05
0.027	4.0	9.0	13.0	10.0	1000		900		0.6	300	135	PHE426KA5270JR05
0.033	4.5	10.5	13.0	10.0	1000		800		0.9	300	120	PHE426KA5330JR05
0.039	4.5	10.5	13.0	10.0	1000		800		0.9	300	120	PHE426KA5390JR05
0.047	4.5	10.5	13.0	10.0	1000		800		0.9	300	120	PHE426KA5470JR05
0.056	5.0	11.0	13.0	10.0	800		700		1.0	300	113	PHE426KA5560JR05
0.068	6.0	12.0	13.0	10.0	600		500		1.3	300	105	PHE426KA5680JR05
0.082	6.0	12.0	13.0	10.0	600		500		1.3	300	105	PHE426KA5820JR05
LEAD SPACING 15 MM												
0.068	5.5	10.5	18.0	15.0	1000		600		1.5	200	99	PHE426KB5680JR06
0.082	5.5	10.5	18.0	15.0	1000		600		1.5	200	99	PHE426KB5820JR06
0.10	5.5	10.5	18.0	15.0	1000		600		1.5	200	99	PHE426KB6100JR06
0.12	5.5	12.5	18.0	15.0	1000		600		1.7	200	85	PHE426KB6120JR06
0.15	6.5	12.5	18.0	15.0	1000		500		2.0	200	84	PHE426KB6150JR06
0.18	7.5	14.5	18.0	15.0	800		400		2.7	200	74	PHE426KB6180JR06
0.22	7.5	14.5	18.0	15.0	800		400		2.7	200	74	PHE426KB6220JR06
0.27	8.0	15.0	18.0	15.0	600		400		3.0	200	71	PHE426KB6270JR06
0.33	8.5	16.0	18.0	15.0	600		400		3.4	200	64	PHE426KB6330JR06
0.39	9.5	17.5	18.0	15.0	500		350		4.2	200	60	PHE426KB6390JR06
0.47	9.5	17.5	18.0	15.0	500		350		4.2	200	60	PHE426KB6470JR06
LEAD SPACING 22.5 MM												
0.18	6.5	14.5	26.0	22.5	234				3.2	150	58	PHE426KD6180JR06L2
0.22	6.5	14.5	26.0	22.5	234				3.2	150	58	PHE426KD6220JR06L2
0.27	6.5	14.5	26.0	22.5	234				3.2	150	58	PHE426KD6270JR06L2
0.33	6.5	14.5	26.0	22.5	234				3.2	150	58	PHE426KD6330JR06L2
0.39	7.0	16.5	26.0	22.5	216				3.9	150	53	PHE426KD6390JR06L2
0.47	8.0	16.0	26.0	22.5	186				4.3	150	53	PHE426KD6470JR06L2
0.56	9.0	18.5	26.0	22.5	168				5.6	150	48	PHE426KD6560JR06L2
0.68	9.0	18.5	26.0	22.5	168				5.6	150	48	PHE426KD6680JR06L2
0.82	10.5	19.0	26.0	22.5	264				6.7	150	45	PHE426KD6820JR06L2
1.0	11.0	21.5	26.0	22.5	253				8.0	150	40	PHE426KD7100JR06L2
1.2	13.5	23.0	26.0	22.5	209				8.2	150	40	PHE426KD7120JR06L2
1.5	13.5	23.0	26.0	22.5	209				8.2	150	40	PHE426KD7150JR06L2
1.8	15.5	24.5	26.0	22.5	176				10.0	150	40	PHE426KD7180JR06L2

ARTICLE TABLE

Capacitance μF	Max dimensions in mm				Quantity per package				Weight g	Max dU/dt V/ μs	Rthha °C/W 85 °C 0.2 m/s	Article code
	B	H	L	p	Bulk	Tray	Reel	Ammo				
400 VDC/220 VAC												
LEAD SPACING 27.5 MM												
0.56	10.5	20.5	31.5	27.5			216		8.8	90	37	PHE426KF6560JR06L2
0.68	10.5	20.5	31.5	27.5			216		8.8	90	37	PHE426KF6680JR06L2
0.82	10.5	20.5	31.5	27.5			216		8.8	90	37	PHE426KF6820JR06L2
1.0	10.5	20.5	31.5	27.5			216		8.8	90	34	PHE426KF7100JR06L2
1.2	10.5	20.5	31.5	27.5			216		8.8	90	34	PHE426KF7120JR06L2
1.5	11.5	22.5	31.5	27.5			198		10.6	90	32	PHE426KF7150JR06L2
1.8	13.5	23.0	31.5	27.5			171		11.9	90	28	PHE426KF7180JR06L2
2.2	14.5	24.5	31.5	27.5			153		14.5	90	28	PHE426KF7220JR06L2
2.7	17.5	28.0	31.5	27.5			126		19.7	90	26	PHE426KF7270JR06L2
3.3	19.0	29.0	31.5	27.5			117		22.1	90	26	PHE426KF7330JR06L2
LEAD SPACING 37.5 MM												
1.5	13.0	24.0	41.0	37.5			140		16.6	60	27	PHE426KR7150JR06L2
1.8	13.0	24.0	41.0	37.5			140		16.6	60	27	PHE426KR7180JR06L2
2.2	13.0	24.0	41.0	37.5			140		16.6	60	27	PHE426KR7220JR06L2
2.7	15.0	26.0	41.0	37.5			119		20.8	60	25	PHE426KR7270JR06L2
3.3	16.5	32.0	41.0	37.5			105		28.1	60	21	PHE426KR7330JR06L2
3.9	16.5	32.0	41.0	37.5			105		28.1	60	21	PHE426KR7390JR06L2
4.7	19.0	36.0	41.0	37.5			91		36.5	60	19	PHE426KR7470JR06L2
5.6	19.0	36.0	41.0	37.5			91		36.5	60	19	PHE426KR7560JR06L2
6.8	21.0	38.0	41.0	37.5			84		42.5	60	17	PHE426KR7680JR06L2
630 VDC/250 VAC												
LEAD SPACING 5 MM												
0.0010	2.5	6.5	7.2	5.0	2000		2500	3000	0.2	30	230	PHE426MJ4100JR05
0.0012	2.5	6.5	7.2	5.0	2000		2500	3000	0.2	30	230	PHE426MJ4120JR05
0.0015	2.5	6.5	7.2	5.0	2000		2500	3000	0.2	30	230	PHE426MJ4150JR05
0.0018	2.5	6.5	7.2	5.0	2000		2500	3000	0.2	30	230	PHE426MJ4180JR05
0.0022	2.5	6.5	7.2	5.0	2000		2500	3000	0.2	30	230	PHE426MJ4220JR05
0.0027	2.5	6.5	7.2	5.0	2000		2500	3000	0.2	30	230	PHE426MJ4270JR05
0.0033	2.5	6.5	7.2	5.0	2000		2500	3000	0.2	30	230	PHE426MJ4330JR05
0.0039	2.5	6.5	7.2	5.0	2000		2500	3000	0.2	30	230	PHE426MJ4390JR05
0.0047	3.5	8.0	7.2	5.0	2000		2000	2000	0.3	30	230	PHE426MJ4470JR05
0.0056	3.5	8.0	7.2	5.0	2000		2000	2000	0.3	30	230	PHE426MJ4560JR05
0.0068	4.5	9.0	7.2	5.0	1000		1500	1700	0.4	30	230	PHE426MJ4680JR05
0.0082	4.5	9.0	7.2	5.0	1000		1500	1700	0.4	30	230	PHE426MJ4820JR05
0.010	4.5	9.0	7.2	5.0	1000		1500	1700	0.4	30	230	PHE426MJ5100JR05
0.012	5.0	10.0	7.2	5.0	1000		1300	1500	0.5	30	230	PHE426MJ5120JR05
0.015	6.0	11.0	7.2	5.0	1000		1000	1200	0.6	30	230	PHE426MJ5150JR05
0.018	6.0	11.0	7.2	5.0	1000		1000	1200	0.6	30	230	PHE426MJ5180JR05
0.022	7.2	13.0	7.2	5.0	1000		800		0.9	30	230	PHE426MJ5220JR05
0.027	7.2	13.0	7.2	5.0	1000		800		0.9	30	230	PHE426MJ5270JR05
0.033	7.2	13.0	7.2	5.0	1000		800		0.9	30	230	PHE426MJ5330JR05
0.039	7.2	13.0	7.2	5.0	1000		800		0.9	30	230	PHE426MJ5390JR05
0.047	7.2	13.0	7.2	5.0	1000		800		0.9	30	230	PHE426MJ5470JR05
LEAD SPACING 7.5 MM												
0.0010	4.0	8.0	10.0	7.5	1000		1700	1900	0.5	200	160	PHE426MK4100JR05
0.0012	4.0	8.0	10.0	7.5	1000		1700	1900	0.5	200	160	PHE426MK4120JR05
0.0015	4.0	8.0	10.0	7.5	1000		1700	1900	0.5	200	160	PHE426MK4150JR05
0.0018	4.0	8.0	10.0	7.5	1000		1700	1900	0.5	200	160	PHE426MK4180JR05
0.0022	4.0	8.0	10.0	7.5	1000		1700	1900	0.5	200	160	PHE426MK4220JR05
0.0027	4.0	8.0	10.0	7.5	1000		1700	1900	0.5	200	160	PHE426MK4270JR05
0.0033	4.0	8.0	10.0	7.5	1000		1700	1900	0.5	200	160	PHE426MK4330JR05
0.0039	4.0	8.0	10.0	7.5	1000		1700	1900	0.5	200	160	PHE426MK4390JR05
0.0047	4.0	8.0	10.0	7.5	1000		1700	1900	0.5	200	160	PHE426MK4470JR05
0.0056	4.0	8.0	10.0	7.5	1000		1700	1900	0.5	200	160	PHE426MK4560JR05
0.0068	5.0	11.0	10.0	7.5	1000		1300	1500	0.8	200	160	PHE426MK4680JR05

ARTICLE TABLE

Capacitance μF	Max dimensions in mm				Quantity per package				Weight g	Max dU/dt V/ μs	Rthha °C/W 85 °C 0.2 m/s	Article code
	B	H	L	p	Bulk	Tray	Reel	Ammo				
630 VDC/250 VAC												
LEAD SPACING 7.5 MM												
0.0082	5.0	11.0	10.0	7.5	1000		1300	1500	0.8	200	160	PHE426MK4820JR05
0.010	5.0	11.0	10.0	7.5	1000		1300	1500	0.8	200	160	PHE426MK5100JR05
0.012	5.0	11.0	10.0	7.5	1000		1300	1500	0.8	200	160	PHE426MK5120JR05
0.015	6.0	12.0	10.5	7.5	1000		1000	1200	1.0	200	160	PHE426MK5150JR05
0.018	6.0	12.0	10.5	7.5	1000		1000	1200	1.0	200	160	PHE426MK5180JR05
0.022	6.0	12.0	10.5	7.5	1000		1000	1200	1.0	200	160	PHE426MK5220JR05
0.027	6.0	12.0	10.5	7.5	1000		1000	1200	1.0	200	160	PHE426MK5270JR05
0.033	6.0	12.0	10.5	7.5	1000		1000	1200	1.0	200	160	PHE426MK5330JR05
LEAD SPACING 10 MM												
0.010	4.0	9.0	13.0	10.0	1000		900		0.6	400	135	PHE426MA5100JR05
0.012	4.0	9.0	13.0	10.0	1000		900		0.6	400	135	PHE426MA5120JR05
0.015	4.0	9.0	13.0	10.0	1000		900		0.6	400	135	PHE426MA5150JR05
0.018	4.0	9.0	13.0	10.0	1000		900		0.6	400	135	PHE426MA5180JR05
0.022	4.5	10.5	13.0	10.0	1000		800		0.9	400	120	PHE426MA5220JR05
0.027	4.5	10.5	13.0	10.0	1000		800		0.9	400	120	PHE426MA5270JR05
0.033	5.0	11.0	13.0	10.0	800		700		1.0	400	113	PHE426MA5330JR05
0.039	6.0	12.0	13.0	10.0	600		500		1.3	400	105	PHE426MA5390JR05
0.047	6.0	12.0	13.0	10.0	600		500		1.3	400	105	PHE426MA5470JR05
LEAD SPACING 15 MM												
0.033	5.5	10.5	18.0	15.0	1000		600		1.5	300	99	PHE426MB5330JR06
0.039	5.5	10.5	18.0	15.0	1000		600		1.5	300	99	PHE426MB5390JR06
0.047	5.5	10.5	18.0	15.0	1000		600		1.5	300	99	PHE426MB5470JR06
0.056	5.5	12.5	18.0	15.0	1000		600		1.7	300	85	PHE426MB5560JR06
0.068	6.0	12.0	18.0	15.0	1000		500		1.8	300	83	PHE426MB5680JR06
0.082	6.5	12.5	18.0	15.0	1000		500		2.0	300	84	PHE426MB5820JR06
0.10	7.5	14.5	18.0	15.0	800		400		2.7	300	74	PHE426MB6100JR06
0.12	7.5	14.5	18.0	15.0	800		400		2.7	300	74	PHE426MB6120JR06
0.15	8.5	16.0	18.0	15.0	600		400		3.4	300	64	PHE426MB6150JR06
0.18	9.5	17.5	18.0	15.0	500		350		4.2	300	60	PHE426MB6180JR06
0.22	9.5	17.5	18.0	15.0	500		350		4.2	300	60	PHE426MB6220JR06
LEAD SPACING 22.5 MM												
0.10	6.5	14.5	26.0	22.5		234			3.2	200	58	PHE426MD6100JR06L2
0.12	6.5	14.5	26.0	22.5		234			3.2	200	58	PHE426MD6120JR06L2
0.15	6.5	14.5	26.0	22.5		234			3.2	200	58	PHE426MD6150JR06L2
0.18	7.0	16.5	26.0	22.5		216			3.9	200	53	PHE426MD6180JR06L2
0.22	8.0	16.0	26.0	22.5		186			4.3	200	53	PHE426MD6220JR06L2
0.27	9.0	18.5	26.0	22.5		168			5.6	200	48	PHE426MD6270JR06L2
0.33	9.0	18.5	26.0	22.5		168			5.6	200	48	PHE426MD6330JR06L2
0.39	10.5	19.0	26.0	22.5		264			6.7	200	45	PHE426MD6390JR06L2
0.47	11.0	21.5	26.0	22.5		253			8.0	200	40	PHE426MD6470JR06L2
0.56	13.5	23.0	26.0	22.5		209			8.2	200	40	PHE426MD6560JR06L2
0.68	15.5	24.5	26.0	22.5		176			10.0	200	40	PHE426MD6680JR06L2
0.82	15.5	24.5	26.0	22.5		176			10.0	200	40	PHE426MD6820JR06L2
LEAD SPACING 27.5 MM												
0.33	10.5	20.5	31.5	27.5		216			8.8	140	37	PHE426MF6330JR06L2
0.39	10.5	20.5	31.5	27.5		216			8.8	140	37	PHE426MF6390JR06L2
0.47	10.5	20.5	31.5	27.5		216			8.8	140	37	PHE426MF6470JR06L2
0.56	11.5	22.5	31.5	27.5		198			10.6	140	34	PHE426MF6560JR06L2
0.68	11.5	22.5	31.5	27.5		198			10.6	140	34	PHE426MF6680JR06L2
0.82	13.5	23.0	31.5	27.5		171			12.7	140	33	PHE426MF6820JR06L2
1.0	14.5	24.5	31.5	27.5		153			14.5	140	32	PHE426MF7100JR06L2
1.2	17.5	28.0	31.5	27.5		126			19.7	140	28	PHE426MF7120JR06L2
1.5	19.0	29.0	31.5	27.5		117			22.1	140	26	PHE426MF7150JR06L2
1.8	21.0	30.0	31.5	27.5		108			25.3	140	26	PHE426MF7180JR06L2

ARTICLE TABLE

Capacitance μF	Max dimensions in mm				Quantity per package				Weight g	Max dU/dt V/ μs	Rthha °C/W 85 °C 0.2 m/s	Article code	
	B	H	L	p	Bulk	Tray	Reel	Ammo					
630 VDC/250 VAC													
LEAD SPACING 37.5 MM													
0.82	13.0	24.0	41.0	37.5					140	16.6	80	27	PHE426MR6820JR06L2
1.0	13.0	24.0	41.0	37.5					140	16.6	80	27	PHE426MR7100JR06L2
1.2	15.0	26.0	41.0	37.5					119	20.8	80	25	PHE426MR7120JR06L2
1.5	15.0	26.0	41.0	37.5					119	20.8	80	25	PHE426MR7150JR06L2
1.8	16.5	32.0	41.0	37.5					105	28.1	80	21	PHE426MR7180JR06L2
2.2	16.5	32.0	41.0	37.5					105	28.1	80	21	PHE426MR7220JR06L2
2.7	19.0	36.0	41.0	37.5					91	36.5	80	19	PHE426MR7270JR06L2
3.3	19.0	36.0	41.0	37.5					91	36.5	80	19	PHE426MR7330JR06L2
3.9	21.0	38.0	41.0	37.5					84	42.5	80	17	PHE426MR7390JR06L2
1000 VDC/250 VAC													
LEAD SPACING 10 MM													
0.0033	4.0	9.0	13.0	10.0	1000				900	0.6	600	135	PHE426PA4330JR05
0.0047	4.0	9.0	13.0	10.0	1000				900	0.6	600	135	PHE426PA4470JR05
0.0056	4.5	10.5	13.0	10.0	1000				800	0.9	600	120	PHE426PA4560JR05
0.0068	4.5	10.5	13.0	10.0	1000				800	0.9	600	120	PHE426PA4680JR05
0.0082	5.0	11.0	13.0	10.0	800				700	1.0	600	113	PHE426PA4820JR05
0.010	5.0	11.0	13.0	10.0	800				700	1.0	600	113	PHE426PA5100JR05
0.012	6.0	12.0	13.0	10.0	600				500	1.3	600	105	PHE426PA5120JR05
0.015	6.0	12.0	13.0	10.0	600				500	1.3	600	105	PHE426PA5150JR05
LEAD SPACING 15 MM													
0.010	5.5	10.5	18.0	15.0	1000				600	1.5	450	99	PHE426PB5100JR06
0.012	5.5	10.5	18.0	15.0	1000				600	1.5	450	99	PHE426PB5120JR06
0.015	5.5	10.5	18.0	15.0	1000				600	1.5	450	99	PHE426PB5150JR06
0.018	5.5	12.5	18.0	15.0	1000				600	1.7	450	85	PHE426PB5180JR06
0.022	5.5	12.5	18.0	15.0	1000				600	1.7	450	85	PHE426PB5220JR06
0.027	6.0	12.0	18.0	15.0	1000				500	1.8	450	83	PHE426PB5270JR06
0.033	6.5	12.5	18.0	15.0	1000				500	2.0	450	84	PHE426PB5330JR06
0.039	7.5	14.5	18.0	15.0	800				400	2.7	450	74	PHE426PB5390JR06
0.047	7.5	14.5	18.0	15.0	800				400	2.7	450	74	PHE426PB5470JR06
0.056	8.5	16.0	18.0	15.0	600				400	3.4	450	64	PHE426PB5560JR06
0.068	9.5	17.5	18.0	15.0	500				350	4.2	450	60	PHE426PB5680JR06
0.082	9.5	17.5	18.0	15.0	500				350	4.2	450	60	PHE426PB5820JR06
0.10	9.5	17.5	18.0	15.0	500				350	4.2	450	60	PHE426PB6100JR06
LEAD SPACING 22.5 MM													
0.033	6.5	14.5	26.0	22.5					234	3.2	300	58	PHE426PD5330JR06L2
0.039	6.5	14.5	26.0	22.5					234	3.2	300	58	PHE426PD5390JR06L2
0.047	6.5	14.5	26.0	22.5					234	3.2	300	58	PHE426PD5470JR06L2
0.056	7.0	16.5	26.0	22.5					216	3.9	300	53	PHE426PD5560JR06L2
0.068	7.0	16.5	26.0	22.5					216	3.9	300	53	PHE426PD5680JR06L2
0.082	8.0	16.0	26.0	22.5					186	4.3	300	53	PHE426PD5820JR06L2
0.10	9.0	18.5	26.0	22.5					168	5.6	300	48	PHE426PD6100JR06L2
0.12	9.0	18.5	26.0	22.5					168	5.6	300	48	PHE426PD6120JR06L2
0.15	10.5	19.0	26.0	22.5					264	6.7	300	45	PHE426PD6150JR06L2
0.18	11.0	21.5	26.0	22.5					253	8.0	300	40	PHE426PD6180JR06L2
0.22	11.0	21.5	26.0	22.5					253	8.0	300	40	PHE426PD6220JR06L2
0.27	15.5	24.5	26.0	22.5					176	10.0	300	40	PHE426PD6270JR06L2
LEAD SPACING 27.5 MM													
0.10	10.5	20.5	31.5	27.5					216	8.8	180	37	PHE426PF6100JR06L2
0.12	10.5	20.5	31.5	27.5					216	8.8	180	37	PHE426PF6120JR06L2
0.15	10.5	20.5	31.5	27.5					216	8.8	180	37	PHE426PF6150JR06L2
0.18	10.5	20.5	31.5	27.5					216	8.8	180	37	PHE426PF6180JR06L2
0.22	11.5	22.5	31.5	27.5					198	10.6	180	34	PHE426PF6220JR06L2

ARTICLE TABLE

Capacitance μF	Max dimensions in mm				Quantity per package				Weight g	Max dU/dt V/ μs	Rthha °C/W 85 °C 0.2 m/s	Article code
	B	H	L	p	Bulk	Tray	Reel	Ammo				
1000 VDC/250 VAC												
LEAD SPACING 27.5 MM												
0.27	13.5	23.0	31.5	27.5			171		12.7	180	33	PHE426PF6270JR06L2
0.33	14.5	24.5	31.5	27.5			153		14.5	180	32	PHE426PF6330JR06L2
0.39	17.5	28.0	31.5	27.5			126		19.7	180	28	PHE426PF6390JR06L2
0.47	17.5	28.0	31.5	27.5			126		19.7	180	28	PHE426PF6470JR06L2
0.56	19.0	29.0	31.5	27.5			117		22.1	180	26	PHE426PF6560JR06L2
0.68	21.0	30.0	31.5	27.5			108		25.3	180	26	PHE426PF6680JR06L2
LEAD SPACING 37.5 MM												
0.33	13.0	24.0	41.0	37.5			140		16.6	100	27	PHE426PR6330JR06L2
0.39	13.0	24.0	41.0	37.5			140		16.6	100	27	PHE426PR6390JR06L2
0.47	15.0	26.0	41.0	37.5			119		20.8	100	25	PHE426PR6470JR06L2
0.56	15.0	26.0	41.0	37.5			119		20.8	100	25	PHE426PR6560JR06L2
0.68	16.5	32.0	41.0	37.5			105		28.1	100	21	PHE426PR6680JR06L2
0.82	16.5	32.0	41.0	37.5			105		28.1	100	21	PHE426PR6820JR06L2
1.0	19.0	36.0	41.0	37.5			91		36.5	100	19	PHE426PR7100JR06L2
1.2	19.0	36.0	41.0	37.5			91		36.5	100	19	PHE426PR7120JR06L2
1.5	21.0	38.0	41.0	37.5			84		42.5	100	17	PHE426PR7150JR06L2