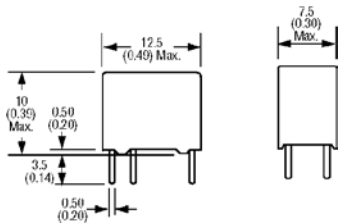


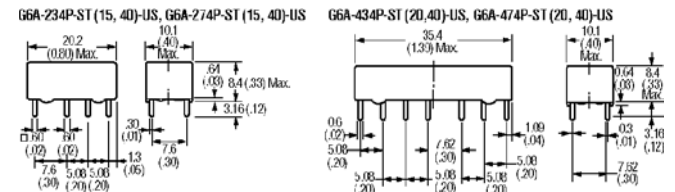
G5V1 Series Low Signal Relays



Sealed, general purpose. Features international 0.10" terminal pitch arrangement. **Specifications.** Contact. **Rated Load:** 110 VAC 0.5 A, 24 VDC 1 A. **Carry Current:** 2 A. **Maximum Operating Voltage:** 125 VAC, 60 VDC. **Maximum Operating Current:** 1 A. **Maximum Switching Capacity:** 60 VA, 30 W. **Minimum Permissible Load (Reference Value):** 5 VDC 1 mA.

Stock No.	Mfr.'s Type	Coil Voltage	Rated Curr. (mA)	Coil Res. (Ohms)	Power Consumption (mW)	EACH		
						1-24	25-49	50-99
821-1041	G5V-1-DC5	5 VDC	30.0	166.7	150	2.04	1.73	1.48
821-1042	G5V-1-DC12	12 VDC	25.0	960.0	150	2.03	1.74	1.48
821-1043	G5V-1-DC24	24 VDC	6.3	3840.0	150	2.54	2.16	1.85

G6A Series PC Board-Use Relays



Fully sealed relay with high surge dielectric for use in telecommunication equipment. High sensitivity. Low profile design for use in 1/2" PC board rack. Surge withstand voltage of 1500 V meets FCC Part 68 requirements. Unique moving loop (permanent magnet) armature reduces relay size, magnetic interference, and contact bounce time. DPDT or 4PDT bifurcated crossbar contacts (Au clad). Rated 2 amps carry current.

DPDT — AgPd (Auclod) Contacts; 1 A, 30 VDC

Stock No.	Mfr.'s Type	Coil Voltage	Rated Curr. (mA)	Coil Res. (Ohms)	Pwr. mW	EACH		
						1-24	25-49	50-99
821-3001	G6A-234P-ST-US-DC12	12 DC	16.7	720	200	5.14	4.37	3.74
821-3002	G6A-234P-ST-US-DC24	24 DC	8.3	2880	200	4.90	4.17	3.57
821-3003	G6A-234P-ST-US-DC48	48 DC	4.9	9750	235	5.30	4.51	3.86
821-3004	G6A-234P-ST-US-DC5	5 DC	40.0	125	200	5.15	3.50	3.00

DPDT — Ag (Au clad) Contacts; 2 A, 30 VDC

Stock No.	Mfr.'s Type	Coil Voltage	Rated Curr. (mA)	Coil Res. (Ohms)	Pwr. mW	EACH		
						1-24	25-49	50-99
821-7125	G6A-274P-ST15-US-DC12*	12 DC	12.5	960	150	5.41	4.59	3.93
821-7126	G6A-274P-ST15-US-DC24*	24 DC	6.3	3840	150	5.41	4.59	3.93
821-7127	G6A-274P-ST15-US-DC48*	48 DC	3.2	15000	150	6.19	5.25	4.50
821-7128	G6A-274P-ST15-US-DC5*	5 DC	30.0	167	150	5.41	4.59	3.93
821-7129	G6A-274P-ST-US-DC12*	12 DC	16.7	720	200	5.15	4.37	3.74
821-7130	G6A-274P-ST-US-DC24*	24 DC	8.3	2880	200	5.15	4.37	3.74
821-7131	G6A-274P-ST-US-DC5*	5 DC	40.0	125	200	5.15	4.37	3.74

4PDT

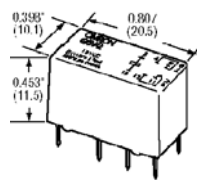
Stock No.	Mfr.'s Type	Coil Voltage	Rated Curr. (mA)	Coil Res. (Ohms)	Pwr. mW	EACH		
						1-24	25-49	50-99
821-3005	G6A-434P-ST-US-DC12	12 DC	30.0	400	360	11.14	9.46	8.12
821-3006	G6A-434P-ST-US-DC24	24 DC	15.0	1600	360	11.14	9.46	8.12
821-3008	G6A-434P-ST-US-DC5	5 DC	72.5	69	360	11.14	9.46	8.12

G6E Series — SPDT with Features as Above; 3 A Max. Operating Current

Stock No.	Mfr.'s Type	Coil Voltage	Rated Curr. (mA)	Coil Res. (Ohms)	Pwr. mW	EACH		
						1-24	25-49	50-99
821-3009	G6E-134P-ST-US-DC5	5 DC	40.0	125	200	3.55	3.01	2.58
821-3010	G6E-134P-ST-US-DC12	12 DC	16.7	720	200	4.43	3.77	3.22
821-3011	G6E-134P-ST-US-DC24	24 DC	8.3	2880	200	3.54	3.01	2.58

\*High sensitivity version.

G5V-2 Series PC Board Use Relays: 2 Amp Load



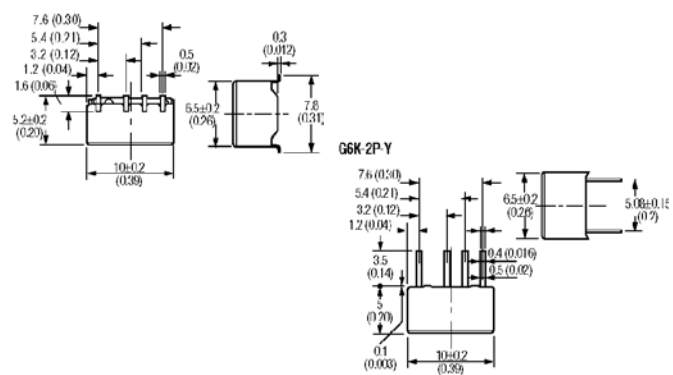
DPDT. Bifurcated contacts. Designed for telecommunications, computer peripherals, security equipment; low level to 2 amps maximum. **Standard:** G5V-2. **High-Sensitivity:** G5V-2-H. **Ultra-Sensitive:** G5V-2-H1. **Specifications.** Contact Resistance: 50 mΩ. **Operate Time:** 7 ms max. **Release Time:** 3 ms max. Fully sealed case allows automatic soldering and cleaning. UL and CSA approved. Meets FCC part 68 1500 V surge withstand. **Pick-Up Voltage:** 75% max. **Dropout Voltage:** 5% min.

Stock No.	Mfr.'s Type	Coil Voltage	Rated Current mA	Coil Resistance Ω	Power Consumption mW	EACH		
						1-24	25-49	50-99
821-7011	G5V-2-DC5	5 VDC	100.00	50.0	500	3.01	2.56	2.19
821-7012	G5V-2-DC12	12 VDC	41.70	288.0	500	3.01	2.56	2.19
821-7013	G5V-2-DC24	24 VDC	20.80	1152.0	500	3.13	2.66	2.28
821-7014	G5V-2-DC48	48 VDC	12.00	4000.0	580	3.70	3.15	2.69
821-7025	G5V-2-H-DC5	5 VDC	72.00	70.0	360	3.36	2.86	2.44
821-7026	G5V-2-H-DC12	12 VDC	30.00	400.0	360	3.23	2.75	2.35
821-7027	G5V-2-H-DC24	24 VDC	15.00	1600.0	360	3.23	2.75	2.35
821-7028	G5V-2-H1-DC5	5 VDC	30.00	166.7	150	3.45	2.94	2.52
821-7029	G5V-2-H1-DC12	12 VDC	12.50	960.0	150	3.45	2.94	2.52
821-7031	G5V-2-H1-DC48	48 VDC	6.25	7680.0	300	3.97	3.37	2.89

Extremely Compact, Low Profile G6K Relay

Low Power, High Reliability, 1 Amp Load

G6K-2F-Y



Low Power: 100 mW. Small Size (L x W x H): 10.0 mm x 6.5 mm x 5.0 mm. DPDT, designed for communications, computer peripheral, office automation, security equipment. Low level to 1 A, high reliability, SMT gullwing and "inside-L" lead forms available. Surge withstand voltage of 2500 V (2 x 1045).

Stock No.	Mfr.'s Type	Coil Voltage	Rated Curr. (mA)	Coil Res. (Ohms)	Power Consumption (mW)	EACH		
						1-24	25-49	50-99
821-6500	G6K-2F-Y-DC4.5	4.5 VDC	23.2	194	100	3.90	3.32	2.84
821-6502	G6K-2F-Y-DC5	5.0 VDC	21.1	237	100	3.90	3.32	2.84
821-6504	G6K-2F-Y-DC12	12.0 VDC	9.1	1315	100	3.90	3.32	2.84
821-6506	G6K-2G-Y-DC4.5	4.5 VDC	23.2	194	100	3.90	3.32	2.84
821-6508	G6K-2G-Y-DC5	5.0 VDC	21.1	237	100	3.90	3.32	2.84
821-6509	G6K-2G-Y-DC12	12.0 VDC	9.1	1315	100	3.90	3.32	2.84
821-7133	G6K-2P-Y-DC4.5	4.5 VDC	23.2	194	100	4.10	3.08	2.70
821-7134	G6K-2P-Y-DC5	5.0 VDC	21.1	237	100	4.10	3.08	2.70
821-7132	G6K-2P-Y-DC12	12.0 VDC	9.1	1315	100	4.10	3.08	2.70

Compact, Low Profile G6H Series PC Board-Use Relays: 1 Amp Load

Low power consumption 1 amp, 30 VDC relay. Low magnetic interference allows high-density mounting. Just 5 mm profile. **Standard:** G6H-2. **Surface Mount:** G6H-2-F. Surge withstand voltage of 1500 VAC meets FCC Part 68 requirements. DPDT bifurcated contacts. **Specifications.** Rated Load: 0.5 A 125 VAC (p.I=1) and 1 A 30 VDC. **Pick-Up Voltage:** 75% max. **Dropout Voltage:** 10% min. Surface mount version can be soldered by VPS, IRS and DWS methods. **Dimensions (L x W x H):** 0.63" x 0.39" x 0.33" (16 x 9.91 x 8.38 mm). Latching version also available.

Stock No.	Mfr.'s Type	Coil Voltage	Rated Current mA	Coil Resistance Ω	Coil Inductance		Max. Voltage	Power Consumption mW	EACH		
					Armature Off	Armature On			1-24	25-49	50-99
821-4250	G6H-2-DC5	5 VDC	28.1	178	0.07	0.06	200%	140	4.07	3.49	2.87
821-4251	G6H-2-DC12	12 VDC	11.7	1028	0.43	0.37	200%	140	4.20	3.57	3.06
821-4253	G6H-2-F-DC5	5 VDC	28.1	178	0.07	0.06	200%	140	6.10	5.23	4.36
821-4254	G6H-2-F-DC12	12 VDC	11.7	1028	0.43	0.37	200%	140	6.10	5.23	4.36

