

Miniature PCB Relay RE

1 pole 6 A



Features

- 1N/O contact
- Sensitive coil 200 mW
- 4 kV coil-contact
- Optimized height 10,6 mm
- PCB area 200 mm²
- Wash tight

Applications

PLC's, timers, temperature control, I/O cards



Technical data of approved types on request

F0141-A

Contact data

Configuration	1 N/O contact
Type of contact	single contact
Rated current	6 A
Rated voltage / max.breaking voltage AC	250 Vac / 440 Vac
Maximum breaking capacity AC	1500 VA
Make current (max. 4 s at duty cycle 10%)	15 A
Contact material	AgCdO, AgNi 0.15 gold plated

Contact ratings

Type	Load	Operations	Standard
RE 030	2 A, 400 Vac, AC 11	2x10 ⁵	VDE 0660
RE 030	2 A, 250 Vac, AC 11	4x10 ⁵	VDE 0660
RE 030	0.33 A, 250 Vac, AC 11	5x10 ⁶	VDE 0660
RE 030	1/8hp, 120 Vac	3x10 ⁴	UL 508
RE 030	1/4hp, 240 Vac	3x10 ⁴	UL 508
RE 030	B 300		UL 508
RE 030	6 A, 30 Vdc, resistive	5x10 ⁵	
RE 030	0.3 A, 50 Vdc, L/R=40 ms	3x10 ⁶	
RE 030	6 (3) A, 250 Vac	1x10 ⁵	VDE 0631

Coil data

Nominal voltage	5...48 Vdc
Nominal coil power	200 mW
Operate category	2 / b

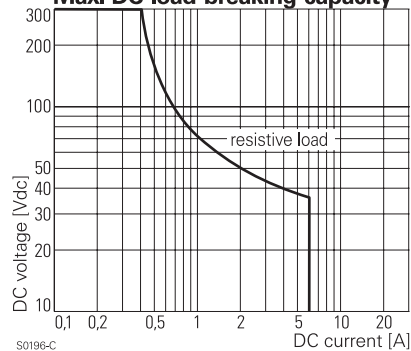
Coil versions, DC-coil

Coil code	Nominal voltage Vdc	Pull-in voltage Vdc	Release voltage Vdc	Maximum voltage Vdc	Coil resistance Ω	Coil current mA
005	5	3.5	0.5	13.5	125±10%	40.0
006	6	4.2	0.6	16.2	180±10%	33.3
012	12	8.4	1.2	32.4	720±10%	16.7
024	24	16.8	2.4	64.8	2880±15%	8.3
048	48	33.6	4.8	129.6	11520±15%	4.2

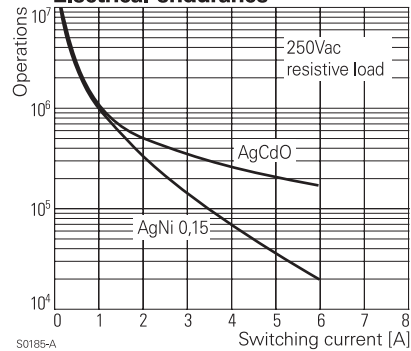
All figures are given for coil without preenergization, at ambient temperature +20°C, single mounting

Other coil voltages on request

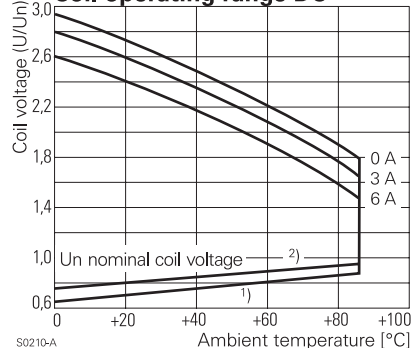
Max. DC load breaking capacity



Electrical endurance



Coil operating range DC



Miniature PCB Relay RE

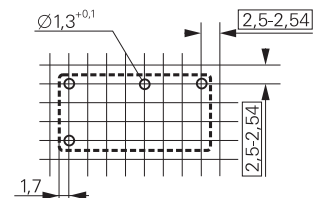
1 pole 6 A

Insulation		
Dielectric strength	coil-contacts	4000 V _{rms}
	open contact circuit	1000 V _{rms}
Clearance / creepage		≥ 4 / 4 mm
Insulation to IEC 60664		
Voltage rating		250 V
Pollution degree		3
Overvoltage category		III
Insulation to VDE 0110b (2/79)		
Insulation category / reference voltage		C / 250, B / 400

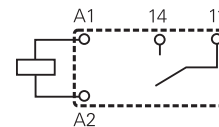
Other data		
Flammability class according to UL 94		V-0
Ambient temperature		-40...+70 °C, -40...+85 °C at 4 A
Mechanical life		> 30x10 ⁶ operations
Max. switching rate at rated- / minimum load		6 min ⁻¹ / 1200 min ⁻¹
Operate- / release time		typ. 5 / 1 ms
Bounce time		typ. 1 ms
Vibration resistance	open contact:	10 g
	closed contact:	20 g
Shock resistance (destruction)		100 g
Category of protection (IEC 61810)		RT III - wash tight
Relay weight		5 g
Packaging unit		25 / 500 pcs.

PCB layout / terminal assignment

View on solder pins
Dimensions in mm



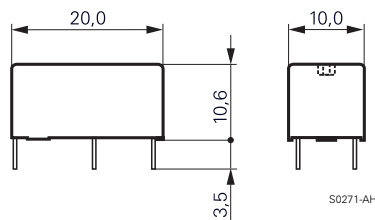
S0176-BH



S0176-BJ

Dimensions

Dimensions in mm



S0271-AH

Product key



Type

Version

0 wash tight

Contacts

3 1 N/O contact

Contact material

0 AgCdO

2 AgNi 0,15 gold plated

Coil

Coil code: please refer to coil versions table

Product key	Version	Contacts	Contact material	Coil	Part number
RE030005	wash tight	1 N/O contact	AgCdO	5 Vdc	0-1393217-1
RE030006				6 Vdc	0-1393217-2
RE030012				12 Vdc	0-1393217-4
RE030024				24 Vdc	0-1393217-8
RE030048				48 Vdc	1-1393217-1
RE032005			AgNi 0,15	5 Vdc	1-1393217-9
RE032006			gold plated	6 Vdc	2-1393217-0
RE032012				12 Vdc	2-1393217-2
RE032024				24 Vdc	2-1393217-4
RE032048				48 Vdc	2-1393217-5