


8.5(H)mm, 3mm-travel Type Slide Switch

SSSU Series

Large general type available with various knobs.



Car Use

Features

- 3mm-travel.
- All varieties are non-shorting types.

Applications

- Changeover for AV equipment, such as speaker systems, portable audio, and antenna peripherals
- Switch externals of electronic equipment such as fixed-line telephones, vending machines, musical instruments, measuring instruments, consumer electronics, and game machines

Typical Specifications

Items		Specifications
Rating (max.) (Resistive load)		0.1A 30V DC
Contact resistance (Initial performance / After lifetime)		25mΩ max. / 65mΩ max.
Operating force		Refer to the dimensions.
Operating life	Without load	10,000 cycles
	With load	10,000 cycles (0.1A 30V DC)

Power

Push

Slide

Rotary

Encoders

Jog Shuttle

Telephone -hook

Detector

Vibration Sensors

Dual-in-line Package Type

Multi Control Devices

TACT

Small size General Use type

Big size General Use type

Other Use type

For other detailed specifications, see P.150

Products Line

Travel (mm)	Operating section directions	Length of operating section (mm)	Poles	Positions	Mounting method	Changeover timing	Soldering	Minimum packing unit (pcs.)	Products No.	Drawing No.	
3	Vertical	6	1	2	Snap-in (t1.6)	Non shorting	Manual, Dip	100	SSSU011700	1	
				9					SSSU012200		
		6		3					SSSU014800	2	
									9		SSSU015100
		6		2					SSSU022400	3	
									9		SSSU022800
		6	3	SSSU025800					4		
				9						SSSU026300	
		6	4	SSSU041700					5		
				9						SSSU042100	
		Horizontal	6	1					3	SSSU111400	6
									9	SSSU113200	7
	6		2	2	SSSU121700	8					
				9	SSSU122200						
	9		3	SSSU124900	9						

Note

Additional switches not included in the above list are also available. Contact us for details.

Dimensions

Vertical Operating Section Type

Unit : mm

No.	Style	PC board mounting hole dimensions (Viewed from the direction A)
1	<p>1-pole, 2-positions</p> <p>Operating force with detent : 2±1N</p>	
2	<p>1-pole, 3-positions</p> <p>Operating force with detent : a → b } 1.5±0.8N b → a } 2±1N c → b }</p>	

Power

Push

Slide

Rotary

Encoders

Jog Shuttle

Telephone-hook

Detector

Vibration Sensors

Dual-in-line Package Type

Multi Control Devices

TACT

Small size
General Use type

Big size
General Use type

Other Use type

Dimensions

Vertical Operating Section Type

Unit : mm

No.	Style	PC board mounting hole dimensions (Viewed from the direction A)
3	<p>2-poles, 2-positions</p> <p>Operating force with detent : 2±1N</p>	
4	<p>2-poles, 3-positions</p> <p>Operating force with detent : a → b } 1.5±0.8N b → a } 2±1N c → b } b → c }</p>	
5	<p>4-poles, 2-positions</p> <p>Operating force with detent : 2±1N</p>	

Circuit Diagram (Viewed from the Direction A)

1-pole, 2-positions	1-pole, 3-positions	2-poles, 2-positions	2-poles, 3-positions	4-poles, 2-positions

Dimensions

Vertical Operating Section Type

Unit : mm

No.	Style	PC board mounting hole dimensions (Viewed from the direction A)
6	<p>1-pole, 2-positions</p> <p>Operating force with detent : $2\pm 1N$</p>	
7	<p>1-pole, 3-positions</p> <p>Operating force with detent : $a \rightarrow b \} 1.5\pm 0.8N$ $b \rightarrow c \} 2\pm 1N$</p>	
8	<p>2-poles, 2-positions</p> <p>Operating force with detent : $2\pm 1N$</p>	
9	<p>2-poles, 3-positions</p> <p>Operating force with detent : $a \rightarrow b \} 1.5\pm 0.8N$ $b \rightarrow a \} 2\pm 1N$ $c \rightarrow b \} 2\pm 1N$</p>	

- Power
- Push
- Slide**
- Rotary
- Encoders
- Jog Shuttle
- Telephone-hook
- Detector
- Vibration Sensors
- Dual-in-line Package Type
- Multi Control Devices
- TACT

- Small size General Use type
- Big size General Use type**
- Other Use type

Power

Push

Slide

Rotary

Encoders

Jog Shuttle

Telephone-hook

Detector

Vibration Sensors

Dual-in-line Package Type

Multi Control Devices

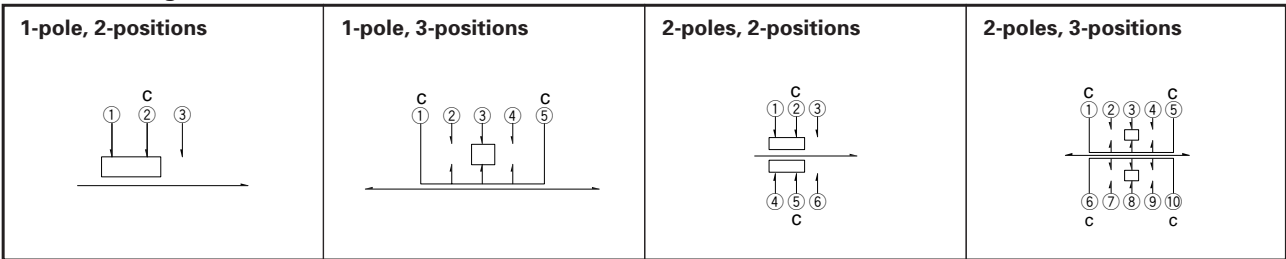
TACT

Small size
General Use type

Big size
General Use type

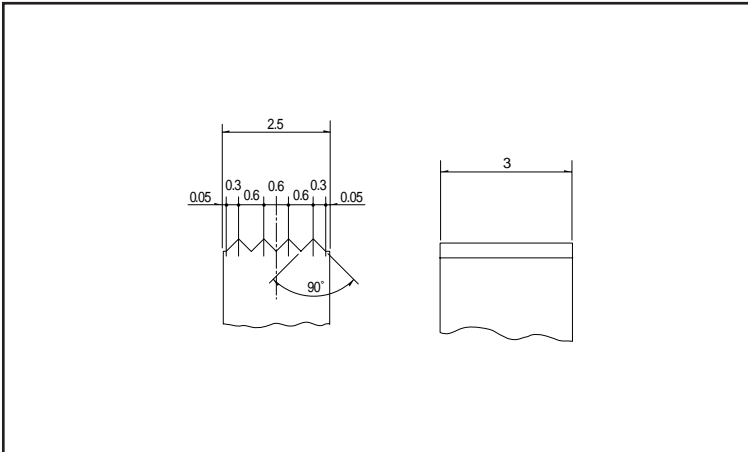
Other Use type

Circuit Diagram (Viewed from the Direction A)



Operating Section Style

Unit : mm



Shape of Frame Leg

Unit : mm

Pole - position	A	
	Vertical	Horizontal
1 - 2	19.5	19.5
1 - 3	25.5	25.5
2 - 2	19.5	19.5
2 - 3	25.5	25.5
4 - 2	22.5	22.5

Thickness of PC board t=1.6

Products Specifications

Items		Series	SSAD	SSSS8	SSSS7	SSSS2	SSSS9	SSSF	SSSU
		Operating temperature range		-10°C to +60°C					
Power	Rating (max.) (Resistive load)		1mA 5V DC	0.3A 4V DC		0.3A 6V DC	0.1A 12V DC	0.1A 30V DC	
Push	Electrical performance	Initial contact resistance	100mΩ max.	70mΩ max.			30mΩ max.	25mΩ max.	
Slide		Insulation resistance	100MΩ min. 100V DC		100MΩ min. 500V DC				
Rotary		Voltage proof	100V AC for 1 min.		500V AC for 1 min.				
Encoders	Mechanical performance	Robustness of terminal	3N for 1 min.					5N for 1 min.	
Jog Shuttle		Robustness of actuator	Operating direction	5N	10N	20N	30N		
Telephone-hook			Pulling direction	5N	10N static force		10N	30N static force	
Detector		Vibration	10 to 55 to 10Hz/min., the amplitude is 1.5mm for all the frequencies, in the 3 direction of X, Y and Z for 2 hours respectively						
Vibration Sensors	Solderability		230±5°C, 3±0.5s						
Dual-in-line Package Type	Resistance to soldering heat	Manual soldering	300±5°C 5s max.	260±5°C 3s max.	350±10°C 4s max.	300±10°C 5s max.	350±10°C 5s max.	350±10°C 3 ⁺¹ ₀ s	
Multi Control Devices		Dip soldering	—			※1 260±5°C 5 ₋₁ s		260±5°C 10±1s	
TACT		Reflow soldering	Please see P.152				—		
Durability	Operating life without load		※2 10,000 cycles 100mΩ max.			10,000 cycles 60mΩ max.	10,000 cycles 45mΩ max.		
	Operating life with load Load : As rating		10,000 cycles 200mΩ max.	※2 10,000 cycles 130mΩ max.		10,000 cycles 80mΩ max.	10,000 cycles 65mΩ max.		
Environmental performance	Cold		-20±2°C for 96h						
	Dry heat		85±2°C for 96h						
	Damp heat		40±2°C, 90 to 95%RH for 96h						

Note

- ※1 Horizontal type products in SSSS2 Series with 1 pole and 2 positions are not dip solderable.
- ※2 SSSS213202 only 100cycles.